



Model F7-HSS1

Side-Mounted Level Switch (Metallic)

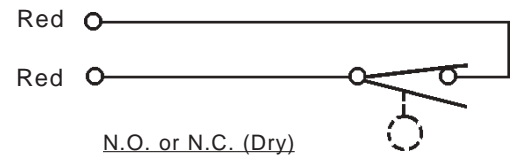
Specifications ...

Stem and Mounting	316 Stainless Steel
Float	316 Stainless Steel
Min. Liquid SG	.80
Operating Pressure	300 PSIG @ 70°F
Operating Temperature	-40°F to +300°F (-40°C to +148.9°C)
Switch*	SPST, 20 VA
Electrical Termination	#22 AWG TPE Thermoplastic Elastomer Zip Cord

* Switch Ratings - Maximum Resistive Load

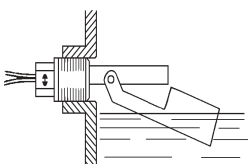
VA	Volts	Amps AC	Amps DC
20 Pilot Duty	0-30	.4	.3
	120	.17	.13
	240	.08	.06

Typical Wiring Diagram

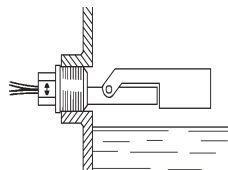


- Installation -

Install with float positioned as shown below for the required switch operation. Be sure that markings on wrench flats show the arrow head in vertical position: At the top for N.O. operation and at the bottom for N.C. operation.

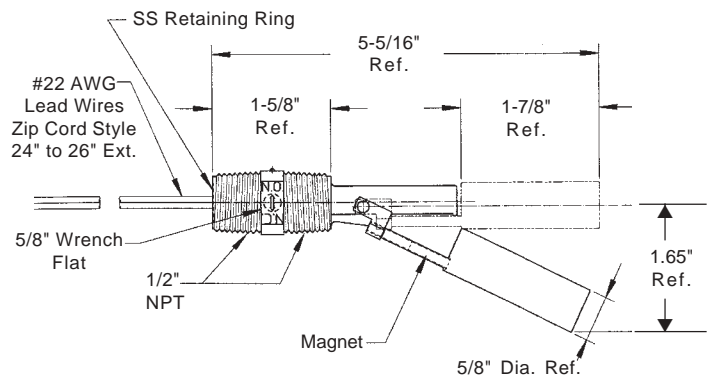


Unit Shown Installed
"Float Down" for
N.O. (Dry) Operation



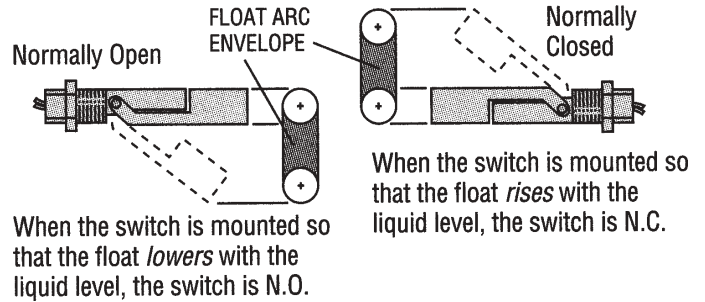
Unit Shown Installed
"Float Up" for N.C.
(Dry) Operation

Dimensional Data



Switch Operation

Depending on the mounting position, the float on these switches can either rise or lower with the liquid level. By rotating the switch 180°, the switch operation can be Normally Open or Normally Closed. Arrows on exterior of mounting indicate N.O. when pointing up.



Maintenance

Normally, no maintenance of any kind is required. When excessive contamination is present in the liquid, an occasional wipe-down cleaning is all that is needed.

Repair

These devices are not field repairable and should be returned to the factory if recalibration or other service is required. After first obtaining a Returned Goods Authorization (RGA) number, send the unit freight prepaid to the following. Please include a clear description of the problem plus any application information available.

Dwyer Instruments, Inc.
Attn: Repair Department
102 Highway 212
Michigan City, IN 46360

Important Points!

Product must be maintained and installed in strict accordance with the National Electrical Code and Dwyer product catalog and instruction bulletin. Failure to observe this warning could result in serious injuries or damages.

For hazardous area applications involving such things as (but not limited to) ignitable mixtures, combustible dust and flammable materials, use an appropriate explosion-proof enclosure or intrinsically safe interface device.

The pressure and temperature limitations shown on the individual catalog pages and drawings for the specified level switches must not be exceeded. These pressures and temperatures take into consideration possible system surge pressures/temperatures and their frequencies.

Selection of materials for compatibility with the media is critical to the life and operation of Dwyer products. Take care in the proper selection of materials of construction, particularly wetted materials.

Life expectancy of switch contacts varies with applications. Contact Dwyer if life cycle testing is required.

Ambient temperature changes do affect switch set points, since the specific gravity of a liquid can vary with temperature.

Dwyer Products have been designed to resist shock and vibration; however, shock and vibration should be minimized.

Filter liquid media containing particulate and/or debris to ensure the proper operation of our products.

Electrical entries and mounting points in an enclosed tank may require liquid/vapor sealing.

Dwyer Products must not be field-repaired.

Physical damage sustained by the product may render it unserviceable.